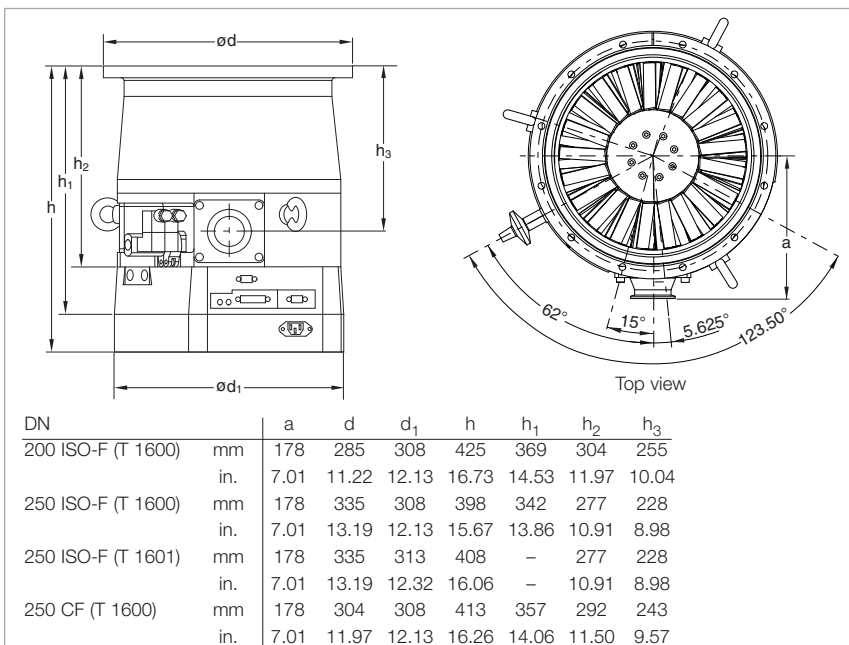


Mechanical Rotor Suspension with integrated Frequency Converter and Power Supply, without Compound-Stage TURBOVAC T 1600 / T 1601



Typical Applications

- Data storage
- Flat panel displays
- Optical coating
- Large area coating
- R & D
 - Thermonuclear fusion experiments
 - Space simulation



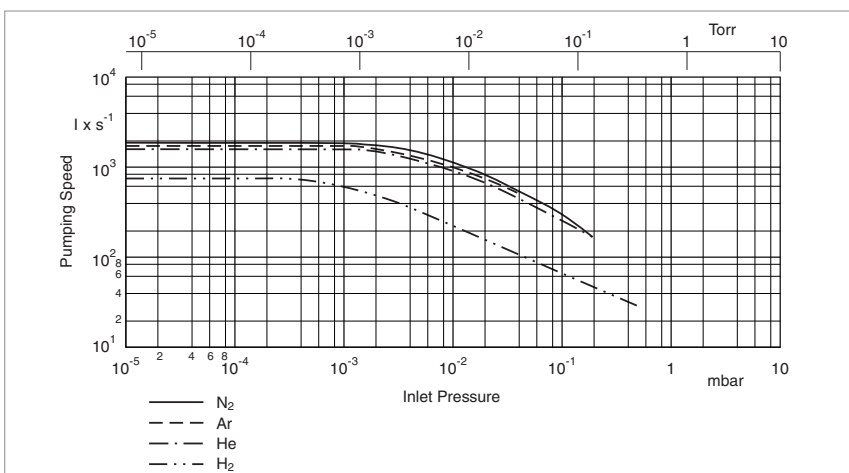
Dimensional drawing for the TURBOVAC T 1600

Technical Features

- Frequency converter and power supply integrated
- Robust rotor design
- Operation in any orientation
- Highest pumping speed and highest throughput
- Oil-free pump for generating clean high and ultrahigh vacuum conditions
- Purge gas and venting valve integrated
- For special outside influences
 - tropical proof moisture resistant (only T 1601)

Advantages to the User

- Space-saving
- Easy to integrate into complex vacuum systems
- High productivity
- Low operating costs
- Highly reliable operation also in processes loaded with particles



Pumping speed as a function of the inlet pressure (TURBOVAC T 1600 with flange DN 250)


Technical Data

TURBOVAC T 1600 / T 1601

Inlet flange	DN	200 ISO-F	250 ISO-F • 250 CF
Pumping speed			
N ₂	l x s ⁻¹	1100	1550
Ar	l x s ⁻¹	960	1410
He	l x s ⁻¹	1150	1300
H ₂	l x s ⁻¹	690	720
Max. gas throughput			
N ₂	mbar x l x s ⁻¹	30	30
Ar	mbar x l x s ⁻¹	20	20
He	mbar x l x s ⁻¹	30	30
H ₂	mbar x l x s ⁻¹	20	20
Compression ratio			
N ₂		5 x 10 ⁵	5 x 10 ⁵
Ar		1 x 10 ⁶	1 x 10 ⁶
He		1 x 10 ⁴	1 x 10 ⁴
H ₂		2 x 10 ²	2 x 10 ²
Ultimate pressure	mbar (Torr)	< 3 x 10 ⁻¹⁰ (< 2.2 x 10 ⁻¹⁰)	< 3 x 10 ⁻¹⁰ (< 2.2 x 10 ⁻¹⁰)
Max. foreline pressure for N₂	mbar (Torr)	0.5 (0.375)	0.5 (0.375)
Recommended forevacuum pump (alternatively)		TRIVAC D 65 B + RUVAC WA 501 TRIVAC D 65 B SCROLLVAC SC 15/30 D	TRIVAC D 65 B + RUVAC WA 501 TRIVAC D 65 B SCROLLVAC SC 15/30 D
Run-up time at 95% of nominal speed	min	< 10	< 10
Purge / vent port	DN	G 1/4"	G 1/4"
Cooling water connection		G 3/8"	G 3/8"
Weight, approx.	kg (lbs)	40 (88)	40 (88)
Supply voltage	V	100 - 240	100 - 240
Max. power consumption	VA	700	700

Ordering Information

TURBOVAC T 1600 / T 1601

TURBOVAC T 1600 / 1601 without Compound Stage	P FC PS	Part No.	
DN 200 ISO-F / DN 40 KF, water-cooled DN 200 ISO-F / DN 40 KF, water-cooled, Profibus DN 200 ISO-F / DN 63 ISO-K, water-cooled, Profibus DN 250 ISO-F / DN 40 KF, water-cooled DN 250 ISO-F / DN 40 KF, water-cooled, Profibus DN 250 ISO-F / DN 40 KF, water-cooled, Profibus (T 1601) DN 250 ISO-F / DN 63 ISO-K, water-cooled DN 250 ISO-F / DN 63 ISO-K, water-cooled, Profibus DN 250 CF / DN 40 KF, water-cooled DN 250 CF / DN 40 KF, water-cooled, Profibus	P FC PS	800040V1144 800040V2144 800040V1244 800040V1444 800040V2444 800040V4444 800040V1544 800040V2546 800040V1844 800040V2844	
Mandatory Accessories		P FC PS	
Forevacuum pump			
TRIVAC D 65 B 3 phase motor; 230/400 V, 50 Hz / 250/440 V, 60 Hz 3 phase motor; 230/346 V, 50 Hz / 208/360 V, 60 Hz	P FC PS	112 96 113 57	
RUVAC WA 501 IEC motor NEMA motor, US version	P FC PS	117 30 917 30	
SCROLLVAC SC 15 D 1 phase motor; 200-230 V, 50/60 Hz 1 phase motor; 100-115 V, 50/60 Hz 3 phase motor; 380-415 V, 50 Hz / 200-230 V, 460 V, 60 Hz	P FC PS	133 001 133 101 133 003	
SCROLLVAC SC 30 D 1 phase motor; 200-230 V, 50/60 Hz 1 phase motor; 100-115 V, 50/60 Hz 3 phase motor; 380-415 V, 50 Hz / 200-230 V, 460 V, 60 Hz	P FC PS	133 002 133 102 133 004	
For further types, see our Full Line Catalog			



Ordering Information

TURBOVAC T 1600 / T 1601

Accessories, optional	Part No.
Adapter RS 232 C / RS 485 C; 220 V, 50 Hz, EURO plug	800110V0101
Purge filter	200 18 515
Power failure venting valve, normally open 24 V DC, DN 16 KF	800120V0021
PC software "TURBO.DRIVE"	800110V0102
Included in the Delivery of the Pump	P FC PS
Inlet screen, centering ring, support ring and O-ring	ISO-F
Centering ring, clamping ring and DN 40 KF O-ring	KF Foreline Flange
Centering ring	ISO-K Foreline Flange
Gas filter with an adaptor for screwing in is included	Seal Gas Connection
2 adaptors G 3/8" - hose nipple LW 13 and 2 gaskets	Water Cooling
Mains cord with EURO plug	