


Water Vapour Cryopump Solutions

The MegaCold Water Vapour Cryopump is the most cost effective addition to an existing vacuum system or as part of a vacuum pumping solution for new systems. It can dramatically reduce pump down times and significantly improve product quality and throughput. In production this means more cycles per day. Typically 50-100% throughput improvements are achievable. The MegaCold works on the principle of Meissner trapping. Water vapour is captured by condensing onto a cryogenically cooled surface (a cryocoil) that is placed inside the vacuum chamber so pumping is not limited by pumping ports.

The MegaCold is controlled by an industry standard PLC with a touchscreen local interface for ease of use and graphing of current or historic data. It has a full set of remote options. The equipment is available in a range of configurations including single & dual output cooling circuits giving independent control over a cryocoil and baffle..

Advantages

- **Patented refrigerant technology, compliant with EU regulations**
- **ISO 9001 manufacturer**
- **CE certified systems**
- **Heat removal to 6kw**



Type:	MegaCold 20A	Type:	MegaCold 32A	Type:	MegaCold 50A
Theoretical max pumping speed (l/s)	149,000	Theoretical max pumping speed (l/s)	238,400	Theoretical max pumping speed (l/s)	372,500
Maximum Cooling Capacity (w):	2100	Maximum Cooling Capacity (w):	3200	Maximum Cooling Capacity (w):	4000

MegaCold Systems support sales & service of cryopumps across America. Our dedicated team have decades of experience within the industry. We pride ourselves in offering rapid breakdown support nationwide and performing in house repairs at our state of the art California facility to the highest standard.

Our expertise & experience means that we have the knowledge to offer full advice and support for most applications. From sizing the correct unit through to design and manufacture of cryocoils, we can offer a complete turn key package.

Working closely with a network of service partners around the world we can support the MegaCold range for end users across the globe.

Selection and Application

Selecting and sizing the appropriate model for the application is dependent on many variables. Based on our years of experience we have established some baseline principles to simplify this task. Typically, when adding water vapour pumping on an open load system, pump down times are reduced in the range 50-75%. To accomplish this we take existing Water Vapour Pumping speed of the pumping system (in chamber) and multiply by a minimum factor of 4. Taking this value we are able to determine the cryocoil surface area. Knowing the ultimate vacuum level of the process chamber we can look up the coil temperature required from the featured table. Now knowing the temperature required we can determine the cooling capacity required and select the appropriate model. Allowances may need to be made for any additional heat sources within the chamber or if the Cryopump is placed a significant distance from the vacuum chamber.

Key System Components

In addition to the MegaCold unit the following key components are also available and can be manufactured by Megatech to your specification if required:

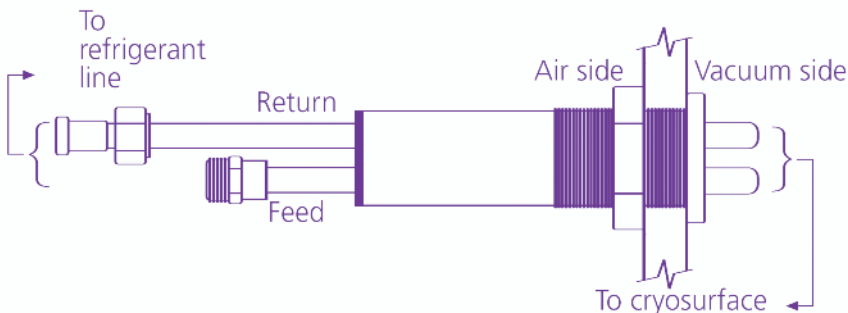
Cryocoil

The cryocoil will be designed to fit the specific vacuum chamber, based on information you supply, or you may choose to design and build your own cryocoil. Typical cryocoils have helical, spiral, serpentine or other simple shapes.




Feedthrough

The standard cryogenic feedthrough provides thermal isolation between the feed/return tubes and the O-ring seal. The dual pass feedthrough requires a two-inch diameter hole in the vacuum chamber.



Refrigerant Line

A standard refrigerant line set consists of a copper feed and return line, each with stainless steel couplings on both ends for connection to the MegaCold unit and to the feedthrough. Optional vacuum insulated lines are available if required.

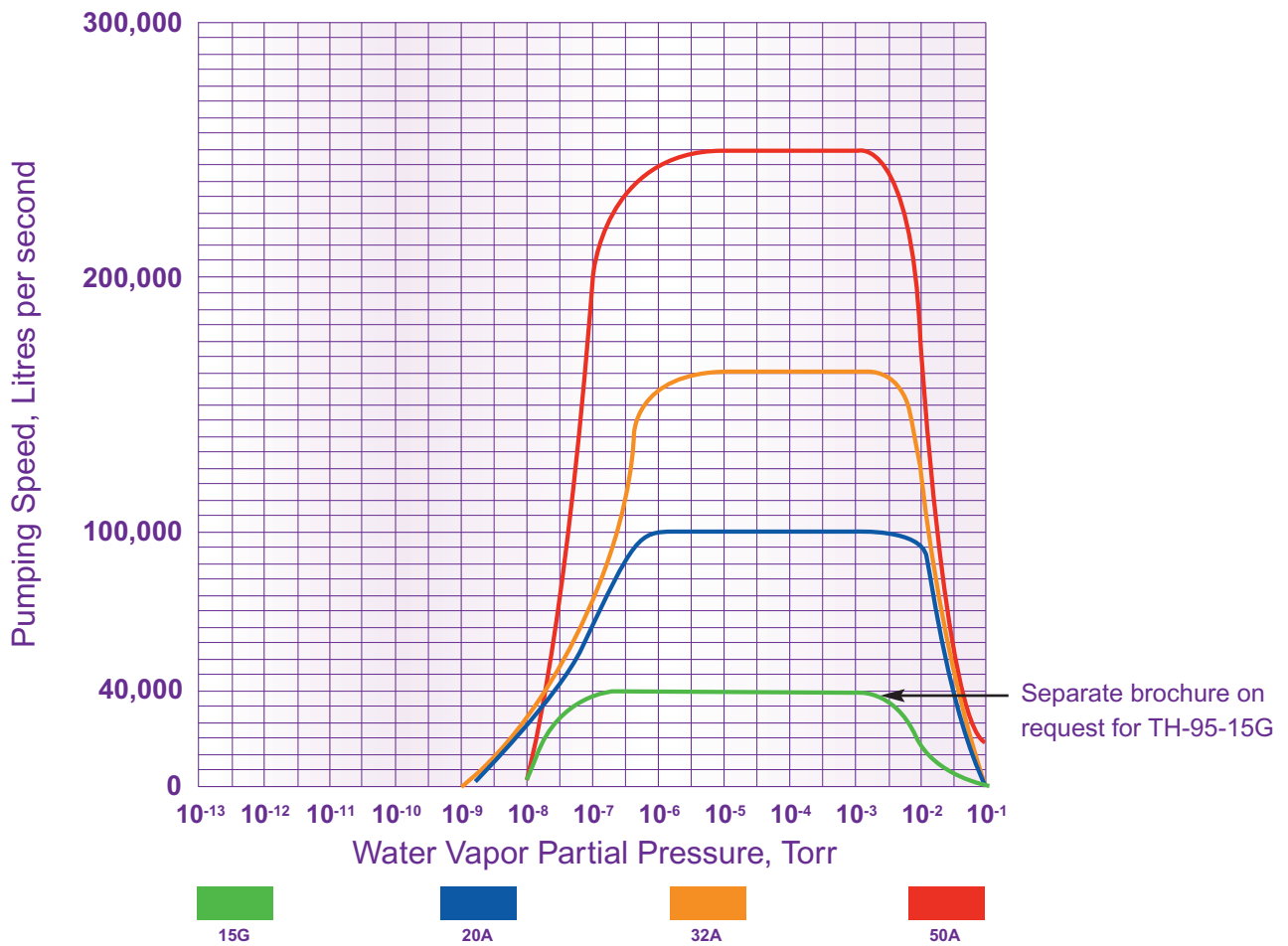


What's the best temperature to trap water vapour effectively?

To find the cryosurface temperature that is best for your vacuum system, find the ultimate base pressure of your system listed below. Then follow across to the right column which shows the required cryosurface temperature. This temperature provides 90% water vapor trapping efficiency.

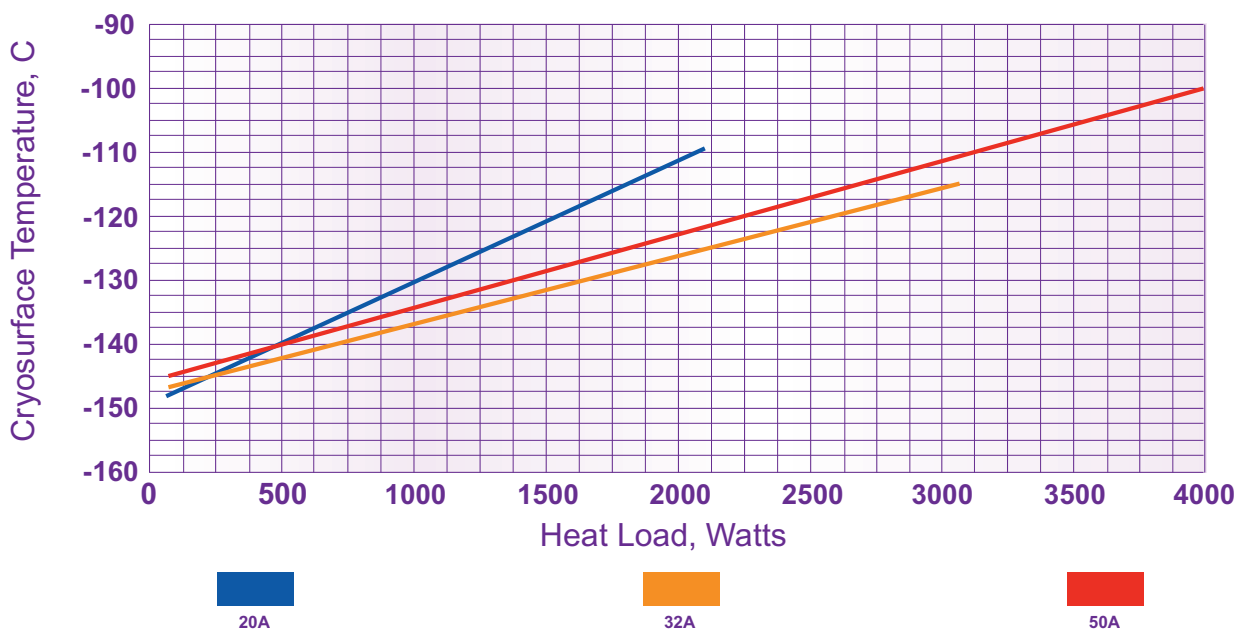
Desired Water Vapour Partial Pressure		Average Cryosurface Temperature Needed
torr	mbar	°C
5 x 10 ⁰	6.7 x 10 ⁰	-25.4
2 x 10 ⁰	2.7 x 10 ⁰	-34.4
1 x 10 ⁰	1.3 x 10 ⁰	-40.8
5 x 10 ⁻¹	6.7 x 10 ⁻¹	-46.8
2 x 10 ⁻¹	2.7 x 10 ⁻¹	-54.3
1 x 10 ⁻¹	1.3 x 10 ⁻¹	-59.7
5 x 10 ⁻²	6.7 x 10 ⁻²	-64.8
2 x 10 ⁻²	2.7 x 10 ⁻²	-71.2
1 x 10 ⁻²	1.3 x 10 ⁻²	-75.8
5 x 10 ⁻³	6.7 x 10 ⁻³	-80.1
2 x 10 ⁻³	2.7 x 10 ⁻³	-85.6
1 x 10 ⁻³	1.3 x 10 ⁻³	-89.6
5 x 10 ⁻⁴	6.7 x 10 ⁻⁴	-93.4
2 x 10 ⁻⁴	2.7 x 10 ⁻⁴	-98.2
1 x 10 ⁻⁴	1.3 x 10 ⁻⁴	-101.6
5 x 10 ⁻⁵	6.7 x 10 ⁻⁵	-104.9
2 x 10 ⁻⁵	2.7 x 10 ⁻⁵	-109.1
1 x 10 ⁻⁵	1.3 x 10 ⁻⁵	-112.2
5 x 10 ⁻⁶	6.7 x 10 ⁻⁶	-115.1
2 x 10 ⁻⁶	2.7 x 10 ⁻⁶	-118.1
1 x 10 ⁻⁶	1.3 x 10 ⁻⁶	-121.5
5 x 10 ⁻⁷	6.7 x 10 ⁻⁷	-124.1
2 x 10 ⁻⁷	2.7 x 10 ⁻⁷	-127.5
1 x 10 ⁻⁷	1.3 x 10 ⁻⁷	-129.9
5 x 10 ⁻⁸	6.7 x 10 ⁻⁸	-132.2
2 x 10 ⁻⁸	2.7 x 10 ⁻⁸	-135.2
1 x 10 ⁻⁸	1.3 x 10 ⁻⁸	-137.3
5 x 10 ⁻⁹	6.7 x 10 ⁻⁹	-139.5
2 x 10 ⁻⁹	2.7 x 10 ⁻⁹	-142.1
1 x 10 ⁻⁹	1.3 x 10 ⁻⁹	-144.1

Comparison of Cryopumping Speed and Pressure - 50 Hz



NOTE: Based on performance at 50Hz

Comparison of Average Temperature (A) and Cryosurface Temperature vs. Heat Load (B) - 50 Hz



NOTE: 1. Temperatures shown are the average of the inlet and outlet using recommended cryocoil size. The temperature differences between inlet and outlet are typically 20°C at Maximum load.

Specifications

MODEL	MegaCold 20A	MegaCold 32A	MegaCold 50A
Power Requirements	380-460v, 50/60Hz*		
Maximum Power (KW)	11.7	14.1	18.1
Electric Current (A)	21	24	31
Theoretical max pumping speed (l/s)	149,000	238,400	372,500
Conservative Pump Speed (l/s)	100,000	160,000	250,000
Maximum Cooling Capacity (w)	2100	3200	4000
Cryocoil Tube Length (M)	20	32	50
Cryocoil Surface m ²	1	1.6	2.5
Pre-Cooling Time (Min)	25		
Cooling Time (Min)	≤3	≤4	≤5
Defrost Time (Min)	≤3	≤3	≤3
Return Cooled (Min)	≤5	≤5	≤5
Cooling	Water Cooled, 18-30°C, 2-4 bar		
Cooling water flow (l/min)**	30	42	55
Refrigerant	Environmental mixed refrigerant		
Control Systems	PLC + Touch screen interface		

*Other voltages available upon request.

**Flow rate required will vary based on temperature.

Dimensions



20A
A: 750 mm
B: 950 mm
C: 1650 mm
W: 480kg

32A
A: 750 mm
B: 950 mm
C: 1650 mm
W: 480kg

50A
A: 820 mm
B: 1000 mm
C: 1700 mm
W: 560kg